

## Orientation Checklist for New Users of the College of Ag Plant Growth Center

Welcome! We want you to be successful in your plant research and hope to get you off to a fast, comfortable start with this orientation. Please let us know what questions you have as you begin your work.

### [Rob Eddy](#)








Plant Growth Facility  
Manager,  
HLA Dept  
Office (HGRH 1139B):  
49-63710  
eddy@hort.purdue.edu

### Nolan Shumway

Greenhouse Manager,  
BPP Dept  
Office (LILY 1-315):  
49-44638  
shumway@purdue.edu

### Bradford Redding

Plant Growth Facilities  
Coordinator,  
BPP Dept.  
Office (WSLR S030):  
49-67317  
bredding@purdue.edu

-  [Browse webpage](#) for what is available from that source: policies, downloadable forms, technical specs, space assignment maps, recharge rates, etc.
-  Carefully read [User Manual](#) on webpage
-  Get key to appropriate building where your plants will be.
-  Arrange to get [Worker Protection Standard training](#)
-  Turn in a [chamber request form](#) to a center manager
-  Ask center managers if you need help with environment needs for your crop, pot size, soil mix selection, watering method
-  Plan to visit your plants at least twice a week. That is one key to success!