





Pumpkin IPM Survey Highlights -2005-

Jim Jasinski
IPM Program






Survey Basics

- Developed by Great Lakes Vegetable Working Group (8 Univ. + 3 Industry reps)
- Administered between Oct. 2005 and April 2007
- Available both online and hard copy
- Goal: To provide insight into future research and Extension programs



Survey Composition

- 9 Sections
 - Education, Record keeping, Pre-plant, At-plant, In season, Harvest, Post harvest, Training, Demographics
- Indicate which tactics are used
- Space for written comments
- 78 Respondents from IL, IN, MI, MN, OH, Ontario, and WI

Educational Highlights

- 70.5% Attend state/regional veg meetings and field days
- 70.5% Buy latest veg guide
- 53.8% Receive newsletter via email
- 35.9% Usually use Extension specialists to get IPM information*
 - *higher than crop consultants, industry reps (chem/fert dealers), other farmers, and internet



Record Keeping Highlights

- 91% Planting dates
- 84.6% Pesticides
- 80.8% Cultivars
- 76.9% Field locations
- 73.1% Fertilizer applications
- 46.2% Harvest yields :(




Pre Plant Highlights

- 89.7% Cultivar selection based on performance in that area
- 76.9% Use proper spray equipment
- 76.9% Minimize non-target drift
- 64.1% Calibrate sprayers annually :(
- 38.5% Soil test annually :(

At Plant Highlights

- 44.9% Use systemic insecticides
- 21.8% Adjust planting date based on key pests in area



In Season Highlights

- 80.8% Protect bees while spraying
- 73.1% Use cultivation for weed control
- 66.7% Scout regularly for diseases
- 61.5% Scout 2X / week for insects
- 61.5% Select low tox pesticides to protect bees



Harvest Highlights

- 24.4% Cut and remove fruit from field to dry location
- Grower Comment - Best way to preserve handles is to keep them on the vine



Post Harvest Highlights

- 69.2% Incorporate successful practices into next years production
- 52.6% Plow down residue after season
- 42.3% Establish cover crops in fall
- 37.2% Keep cut fruit dry



Training & Scouting Highlights

- 78.2% Scout and monitor themselves
- 71.8% Request more IPM training
- 11.5% Both self scout and hire consultant
- 1.3% Hire a consultant to scout
 - Response is low due to lack of consultants in area or too expensive



Demographic Highlights

- 84.6% Conventional fresh market
- 37.2% Disease management hardest part
 - Over weeds, insects, and fertility
- 37.2% Pumpkin patches < 5A
- 2.6% Pumpkin patches > 100A
- 60.3% Growing for over 10 years



Survey Results Timeline

- Gather additional surveys through spring 2007
- Compile results into report, spread sheet, & power point presentation
- Disseminate findings at winter meetings, 2007-08
- Post all info to GLVWG website
- <http://glvwg.ag.ohio-state.edu/>

Questions? Comments?

